

SETUP GUIDE

Follow these step-by-step directions to set up your new Guardzilla camera. Protecting and monitoring your environment is only minutes away. Go to www.guardzilla.com/support for more information on your new Guardzilla camera.


- 1 Go to the Apple App Store or Google Play Store and download the **Guardzilla** app. Once downloaded, launch the app.




- 2 A carousel of product images will appear. Swipe your finger on the product images until the 180° Outdoor Video image and description appears, then select **Next**.



- 3 Plug in your Guardzilla 180 Outdoor camera or load the AA batteries, then select **Next**.



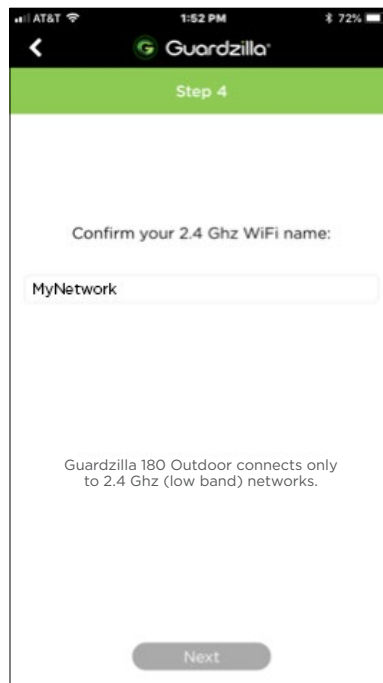
- 4 Wait for the LED light on the front of the camera to begin blinking, then press **Next**.



- 5 The screen will prompt you to locate your 2.4 GHz wireless network name and password. When you have located them press **Next**.



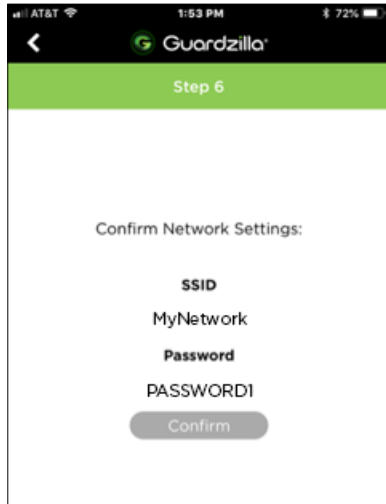
- 6 Your Guardzilla app will scan your wifi network and list your network name. Confirm that the listed network is a 2.4 GHz network and is the correct network, then press **Next**.



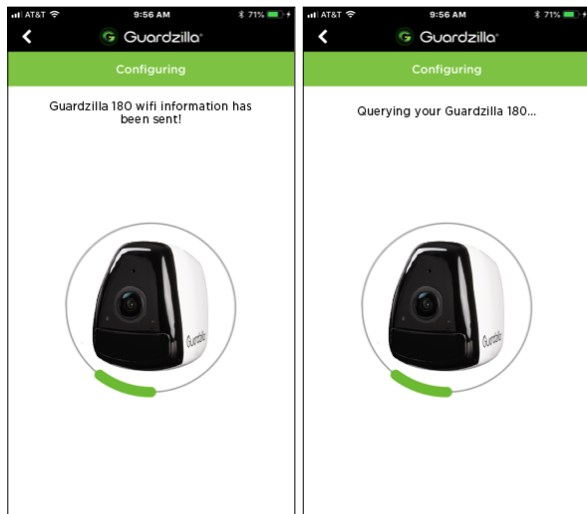
- 7 Enter your home WiFi network password, then press **Next**. NOTE: Your password is case sensitive. Also ensure that there are no spaces before or after your password.



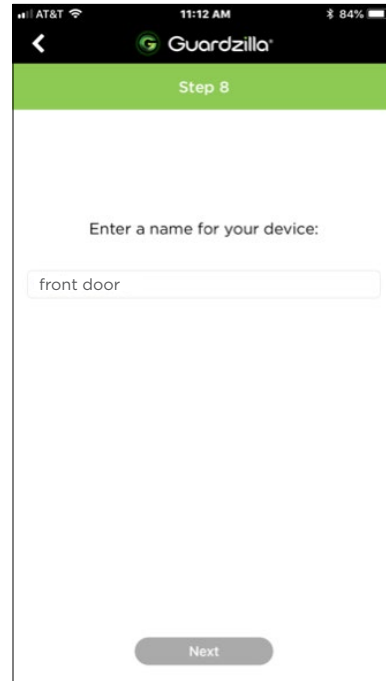
- 8 Confirm that the correct **SSID Network** is showing and that you have entered the correct **Password**, then press **Confirm**.



- 9 Your Guardzilla will inform you that your connection information has been sent, and the camera is now going through the connection process to your WiFi network.



- 10 You will now be asked to name your camera. Enter a camera name (e.g. den) and press **Next**.



- 11 After your connection has been made choose a video cloud storage option for accessing all motion detection video clips. Three options are offered:

1. **FREE Plan**
2. **PREMIUM Plan**
3. **ENHANCED Plan**



-
- 12 The **Congratulations** screen will appear. You can now go to the home screen and begin using your Guardzilla camera.

