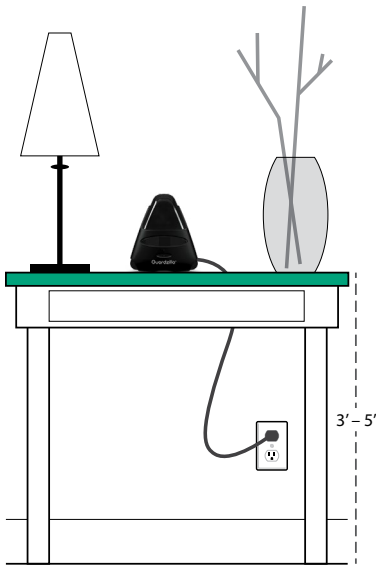


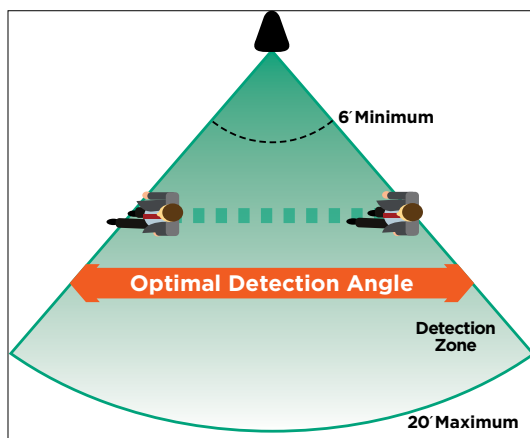
POSITIONING YOUR CAMERA DURING SETUP

To achieve optimal performance it's important to properly position your camera during setup. Follow these positioning tips:

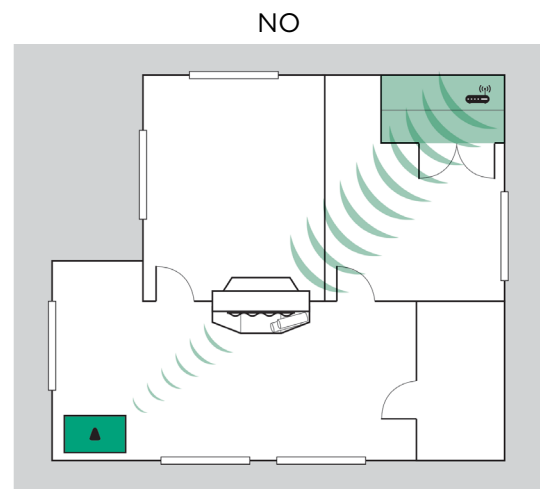
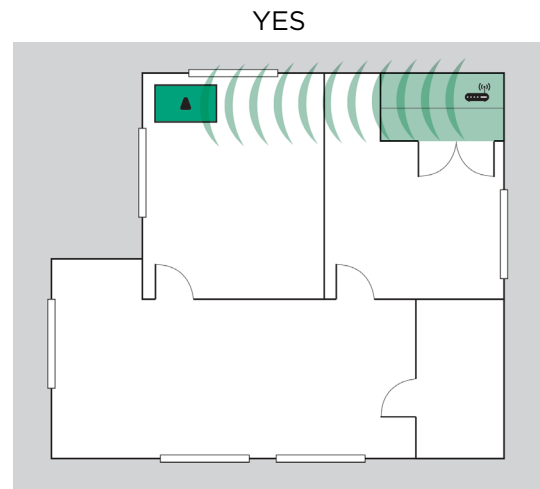
- 1 Place your Guardzilla 3 to 5 feet off the floor on a table or bookshelf.



- 2 Position the camera so that traffic passes side-by-side in front of the lens, not straight on.



- 3 Minimize both the distance from your WiFi router AND any obstructions. Try to avoid heavy obstructions like thick walls, fireplaces, metal, concrete and glass.



- 4 Place your camera to avoid objects that move frequently such as a ceiling fan, which can constantly trigger motion detection events when the camera is armed.